

Cloud-based Common Data Environment

# Autodesk Docs: AEC Document Management



**Chris Hartoyo**

Solution Engineer

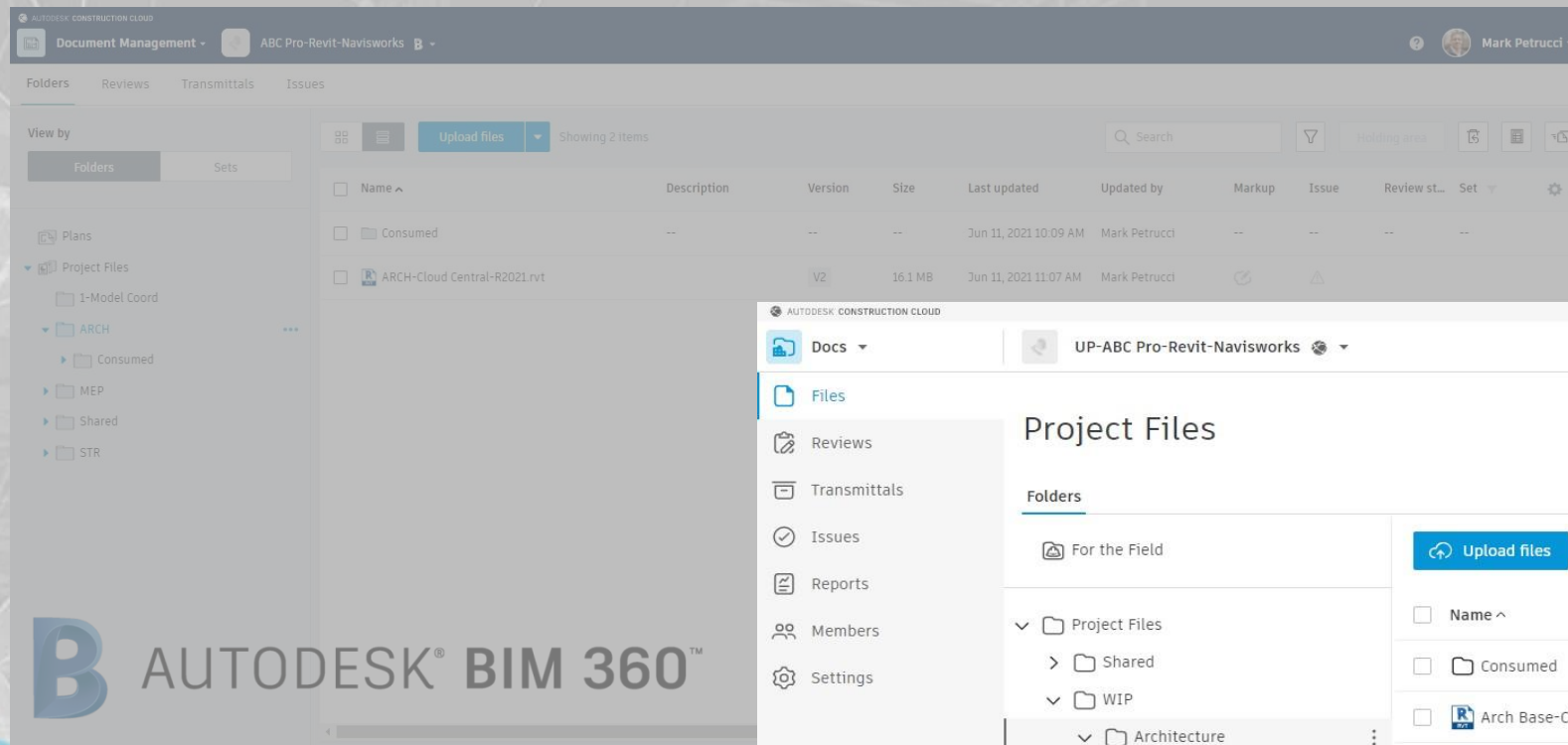
PT Cipta Satria Informatika

[chris.hartoyo@ciptasatria.com](mailto:chris.hartoyo@ciptasatria.com)

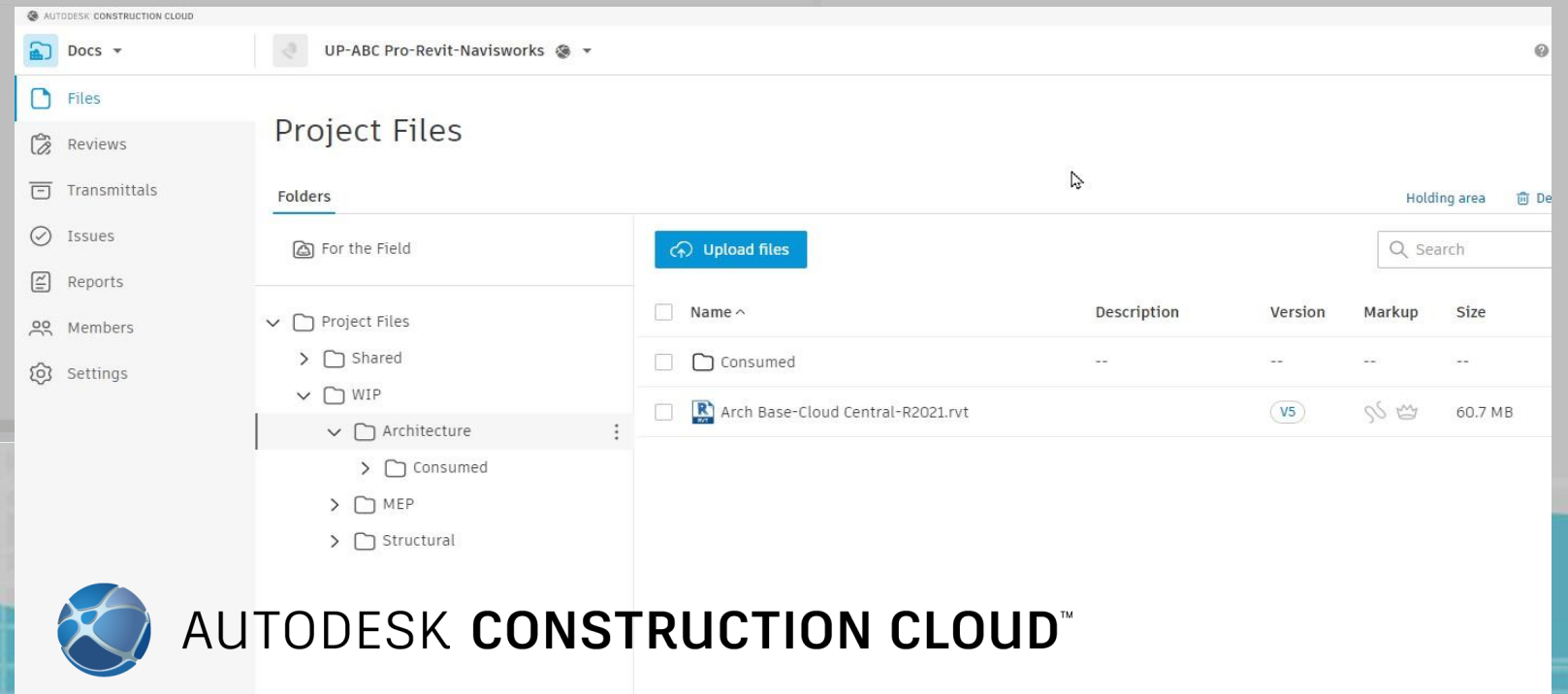
+6285711414722



# Cloud-based Common Data Environment



The screenshot shows the Autodesk Construction Cloud Document Management interface. The top navigation bar includes 'Document Management' and the project name 'ABC Pro-Revit-Navisworks'. Below the navigation bar, there are tabs for 'Folders', 'Reviews', 'Transmittals', and 'Issues'. The main content area displays a list of files with columns for Name, Description, Version, Size, Last updated, Updated by, Markup, Issue, Review status, and Set. Two files are visible: 'Consumed' and 'ARCH-Cloud Central-R2021.rvt'. A sidebar on the left shows a folder structure under 'Project Files', including '1-Model Coord', 'ARCH', 'Consumed', 'MEP', 'Shared', and 'STR'. The Autodesk BIM 360 logo is visible in the bottom left corner of the interface.



The screenshot shows the Autodesk Construction Cloud Project Files interface. The top navigation bar includes 'Docs' and the project name 'UP-ABC Pro-Revit-Navisworks'. Below the navigation bar, there are tabs for 'Files', 'Reviews', 'Transmittals', 'Issues', 'Reports', 'Members', and 'Settings'. The main content area displays a list of files with columns for Name, Description, Version, Markup, and Size. One file is visible: 'Arch Base-Cloud Central-R2021.rvt'. A sidebar on the left shows a folder structure under 'Project Files', including 'Shared', 'WIP', 'Architecture', 'Consumed', 'MEP', and 'Structural'. The Autodesk Construction Cloud logo is visible in the bottom left corner of the interface.



**AUTODESK CONSTRUCTION CLOUD™**

# Cloud-based Common Data Environment




## AUTODESK **CONSTRUCTION CLOUD**™

- Autodesk Docs
- BIM Collaborate
- BIM Collaborate Pro
- Build
- Takeoff



## AUTODESK® **BIM 360**™

- BIM 360 Docs
- BIM 360 Design
- BIM 360 Coordinate
- BIM 360 Build



Dashboard interface showing a welcome message "Welcome, John" and various data visualizations, including a bar chart and a list of recent activity.

Recent Activity

- Jan 8, 2023
- John Doe created an issue (JIRA) Loading... (John Doe)
- John Doe created an issue (JIRA) Loading... (John Doe)
- Jan 1, 2023
- John Doe created a new project (JIRA) Loading... (John Doe)



**AUTODESK®  
BIM COLLABORATE**



**AUTODESK  
TAKEOFF**



**AUTODESK®  
BUILD**

---

## **AUTODESK® DOCS**

Models - Drawings - Issues - Specifications - RFIs - Cost - Assets - As-Builts - Photos - Videos

---

## **INSIGHT**

Dashboards - Reports - Construction IQ - Data Connector

---

## **ADMINISTRATION**

User Management - Autodesk ID - Project Administration



# AUTODESK CONSTRUCTION CLOUD™

## AUTODESK BIM COLLABORATE

## AUTODESK TAKEOFF

## AUTODESK BUILD

Capabilities	Design Collaboration	Coordination	Quantification	Project Management	Cost Management	Quality	Safety	Project Closeout
Workflows	<ul style="list-style-type: none"> <li>Constructability Review</li> <li>Change Visualization</li> <li>Revit Cloud Worksharing</li> <li>Collaboration for Civil 3D / Plant 3D</li> <li>Meetings</li> </ul>	<ul style="list-style-type: none"> <li>Model Coordination</li> <li>Constructability Review</li> </ul>	<ul style="list-style-type: none"> <li>Scope Analysis</li> <li>2D/3D Takeoff</li> </ul>	<ul style="list-style-type: none"> <li>RFIs</li> <li>Submittals</li> <li>Meeting Minutes</li> <li>Daily Reports</li> </ul>	<ul style="list-style-type: none"> <li>Contract Creation / Administration</li> <li>Change Orders</li> <li>Payment Applications</li> <li>Forecasting</li> </ul>	<ul style="list-style-type: none"> <li>Quality Planning</li> <li>Quality Checking</li> <li>Punchlists</li> <li>Issue Management</li> </ul>	<ul style="list-style-type: none"> <li>Safety Planning</li> <li>Safety Training</li> <li>Safety Observations</li> <li>Safety Inspections</li> </ul>	<ul style="list-style-type: none"> <li>Commissioning</li> <li>Turnover Documentation</li> <li>Final Completion</li> <li>As-Built Survey</li> </ul>
	Document Management	Document Control - Document Versioning - Document Approvals						
Unified Data	Models - Drawings - Documents - Cost Items - Assets - As-Builts - Photos - Videos							
Insight	Dashboards - Reports - Construction IQ - Data Connector							
Admin	Admin Console - Permissions - Project Setup - Templates - Notifications							

 AUTODESK® DOCS



Document  
Control



Document  
Versioning

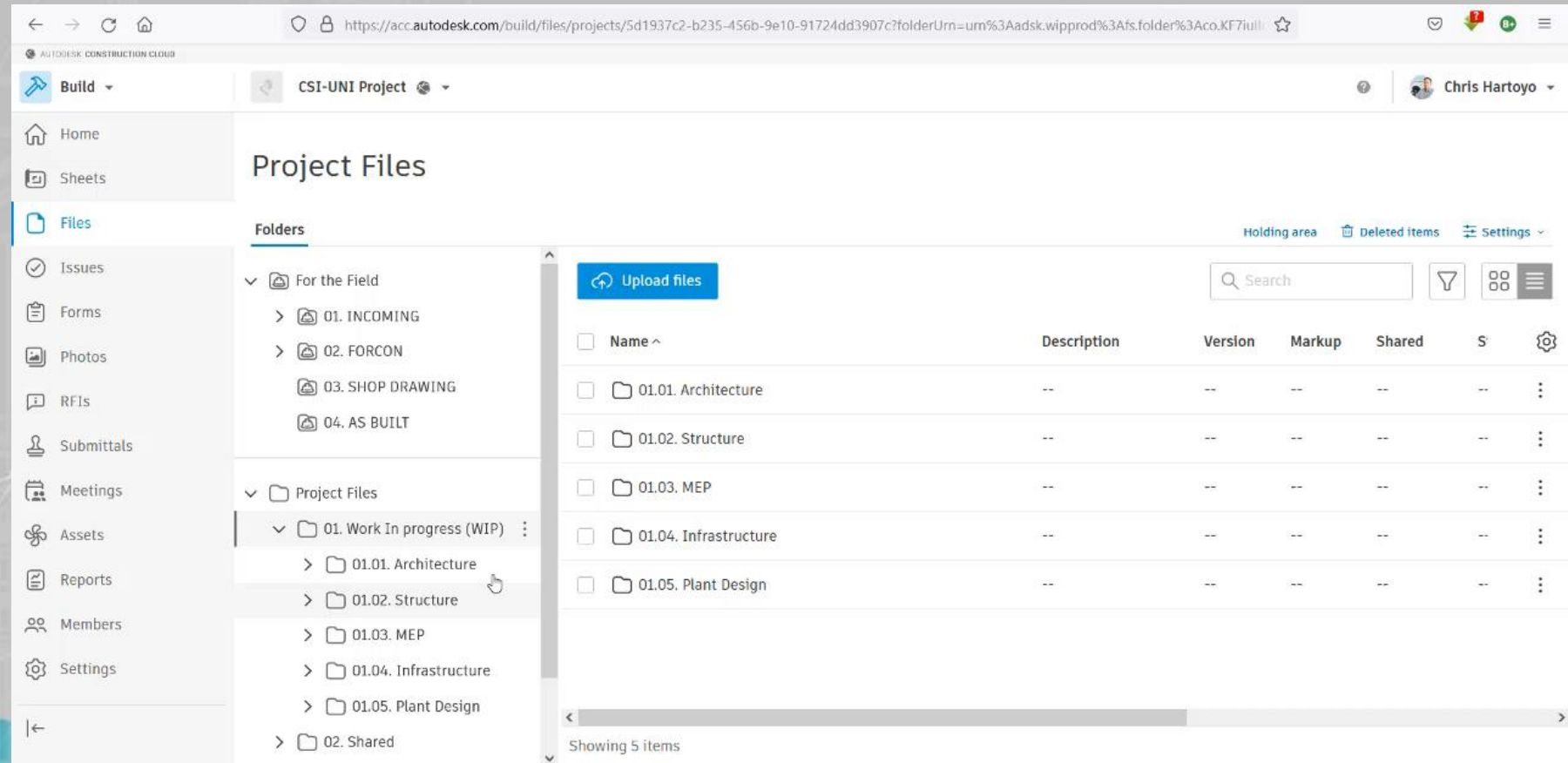


Document  
Approvals

Anytime, Anywhere AEC Collaboration

# Document Control

Ensure the right information is in the right hands, keeping project teams in sync and on track



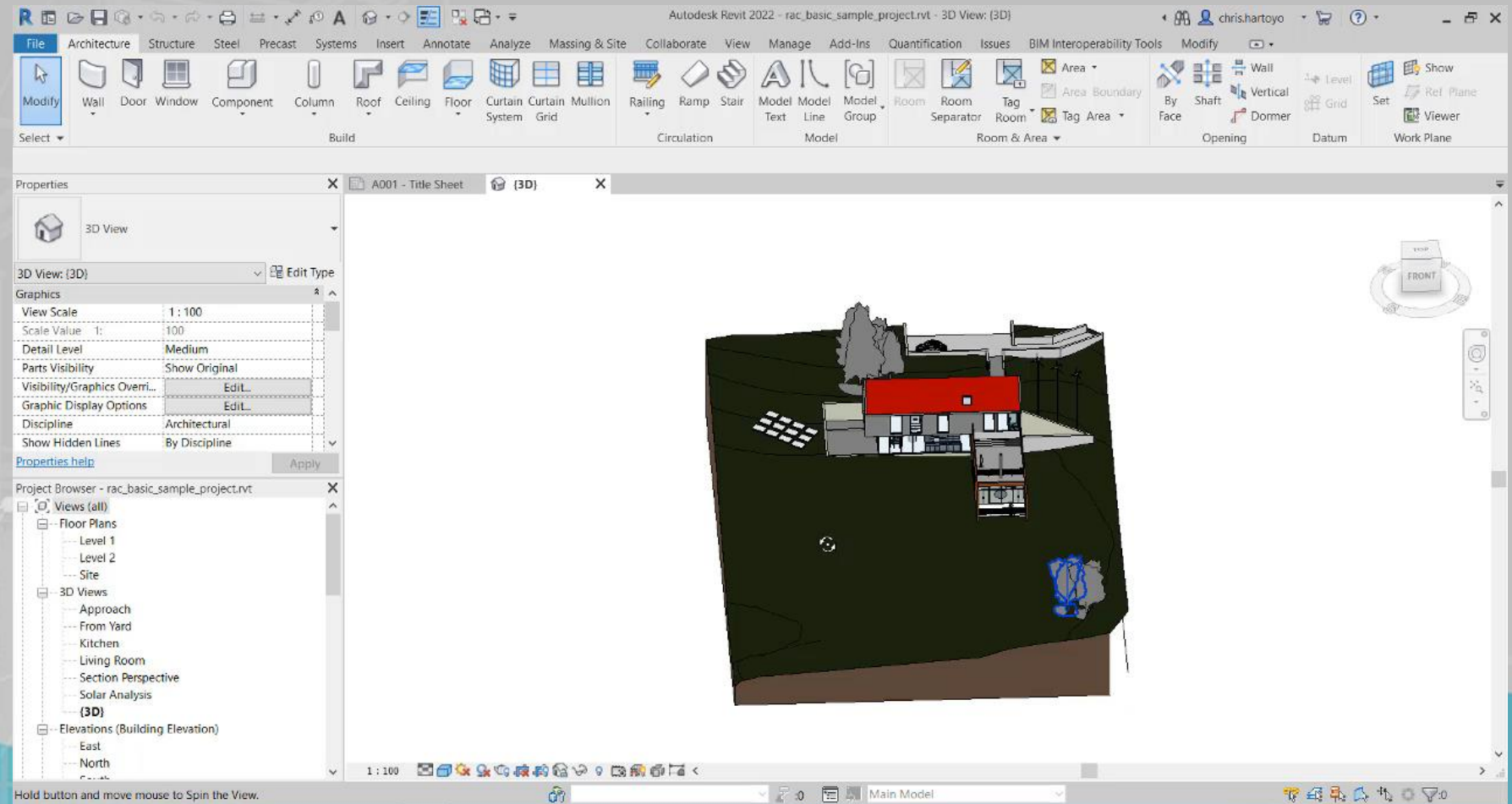
The screenshot shows the Autodesk Construction Cloud interface for a project named 'CSI-UNI Project'. The left sidebar contains navigation options: Build, Home, Sheets, Files, Issues, Forms, Photos, RFIs, Submittals, Meetings, Assets, Reports, Members, and Settings. The 'Files' section is active, showing a tree view of folders. Under 'Project Files', there is a folder '01. Work In progress (WIP)' which is expanded to show sub-folders: '01.01. Architecture', '01.02. Structure', '01.03. MEP', '01.04. Infrastructure', '01.05. Plant Design', and '02. Shared'. The '01.02. Structure' folder is selected, and its contents are displayed in a table view on the right. The table has columns for Name, Description, Version, Markup, Shared, and a settings icon. The table shows five items, all with version and markup set to '--'. At the bottom of the table, it says 'Showing 5 items'.

Name	Description	Version	Markup	Shared	S	
01.01. Architecture	--	--	--	--	--	⋮
01.02. Structure	--	--	--	--	--	⋮
01.03. MEP	--	--	--	--	--	⋮
01.04. Infrastructure	--	--	--	--	--	⋮
01.05. Plant Design	--	--	--	--	--	⋮



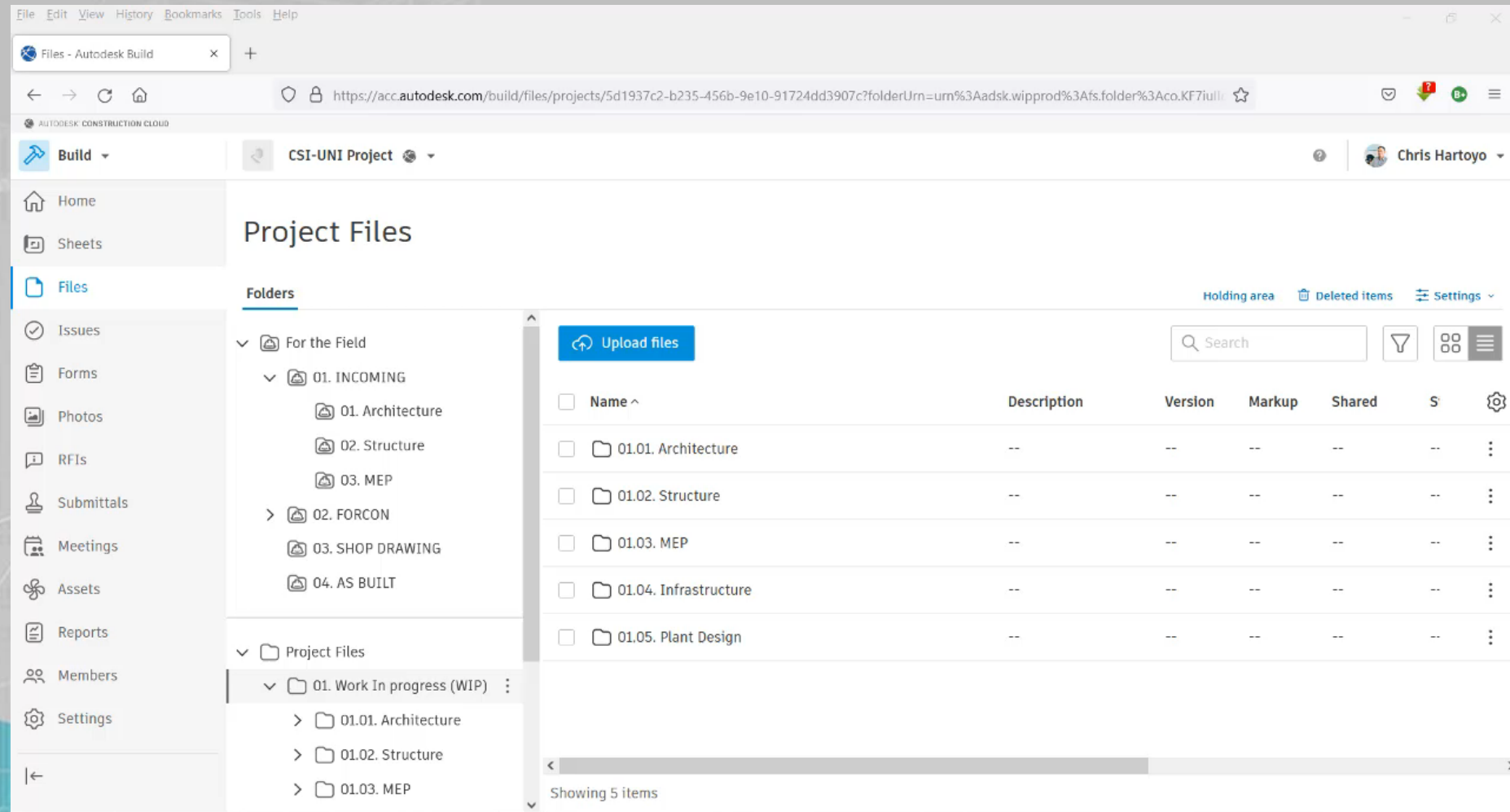
# Integrated with Software Modelling

Seamless  
Integration with  
Modelling  
software



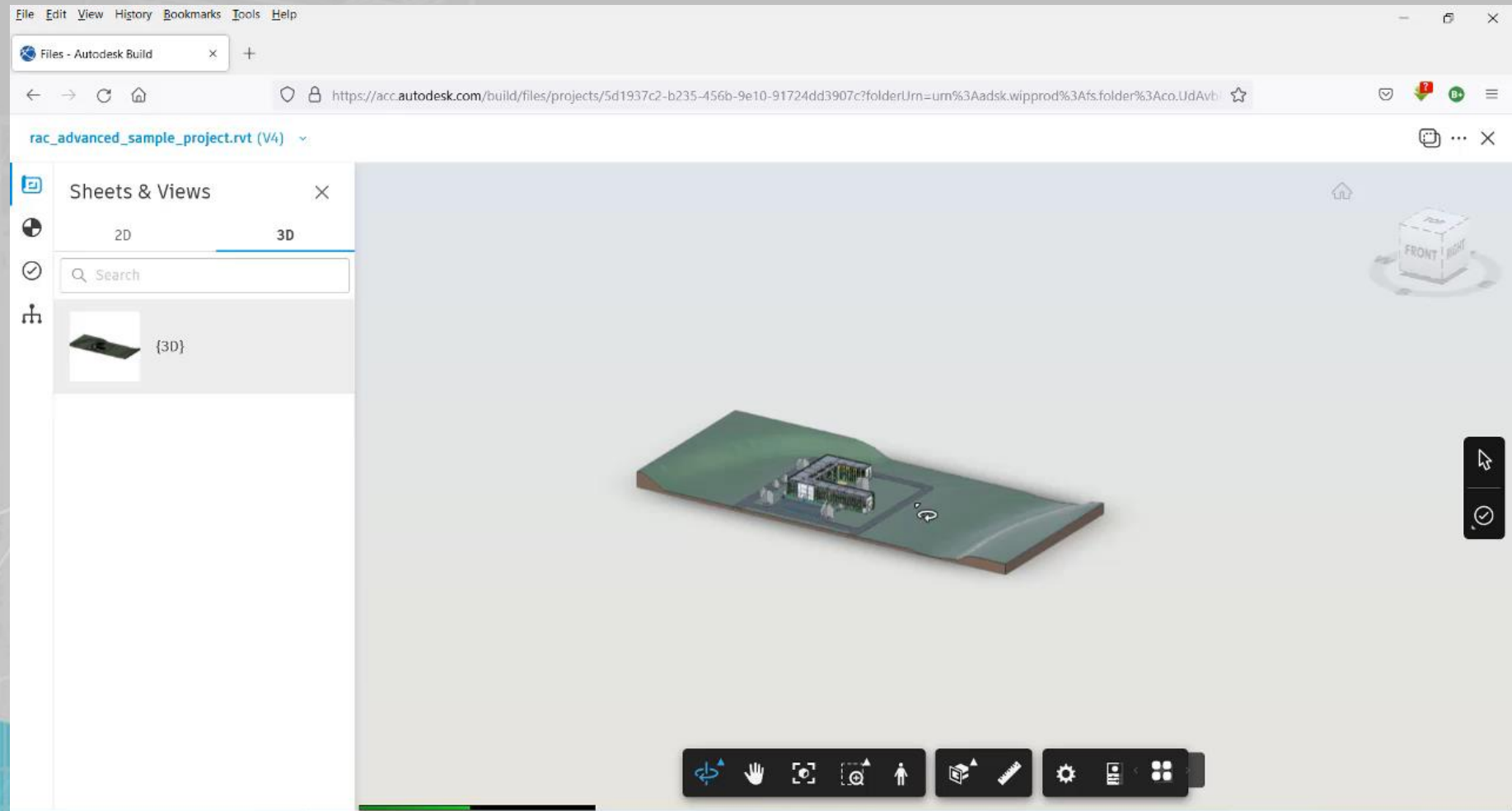
# 2D and 3D Viewer

Seamlessly upload and view 2D drawings and 3D models, so teams have the right information



# Document Markup & Issue

- Communicate and collaborate with project teams using a full set of markup tools.
- Assign Issue to a team member



# Issues Tracking

Log and track project issues in one centralized location

AUTODESK CONSTRUCTION CLOUD

Docs ▾ Seaport Civic Center

Files  
Reviews  
Transmittals  
**Issues**  
Reports  
Members

## Issues

[+ Create issue](#) [Export all](#)

<input type="checkbox"/>	Title	ID	Status	Category	Type	Description	Assigned to
<input type="checkbox"/>	ELEC Faceplates Missing	#37	In Review	Punch List	ELE Electrical		Edward Roy
<input type="checkbox"/>	Additional Coordination for ...	#36	Pending	Coordination	MPC Mech Piping	Coordination is...	David Sanchez
<input type="checkbox"/>	Puncture in GWB	#35	Open	Punch List	GWB Gypsum Wall Board		Bill Kagan
<input type="checkbox"/>	Electrical	#34	Open	Coordination	ELC Electrical		James Cooper
<input type="checkbox"/>	Door Trim Incomplete	#27	Pending	Punch List	Punch List		Bill Kagan
<input type="checkbox"/>	Floor Leak	#26	Open	Commissioning	Commissionin		-
<input type="checkbox"/>	Coordination	#18	Pending	Coordination	Clash	Fire Protection...	Bill Kagan
<input type="checkbox"/>	Mesh Barrier Issue	#16	Pending	Safety	Safety	Mesh Barrier a...	Bill Kagan
<input type="checkbox"/>	Shoring damage	#11	Open	Observation	Quality		Leah Ho
<input type="checkbox"/>	HVAC & Ceiling Conflict	#10	In Review	Coordination	Clash	HVAC Piping wi...	James Cooper
<input type="checkbox"/>	Improper PPE	#9	In Review	Observation	Safety	Worker not we...	Edward Roy
<input type="checkbox"/>	Replace Railing	#8	Open	Observation	Safety		Bill Kagan

Showing 1 - 12 of 12

Issue #16

Details Activity log

[Unpublish](#) [Delete](#)

Title: Mesh Barrier Issue

Status: Pending

Type: Safety > Safety

Description: Mesh Barrier at Exterior is falling - remedy ASAP

Assigned to: Bill Kagan (United Construction)

Start date: Jan 13, 2021

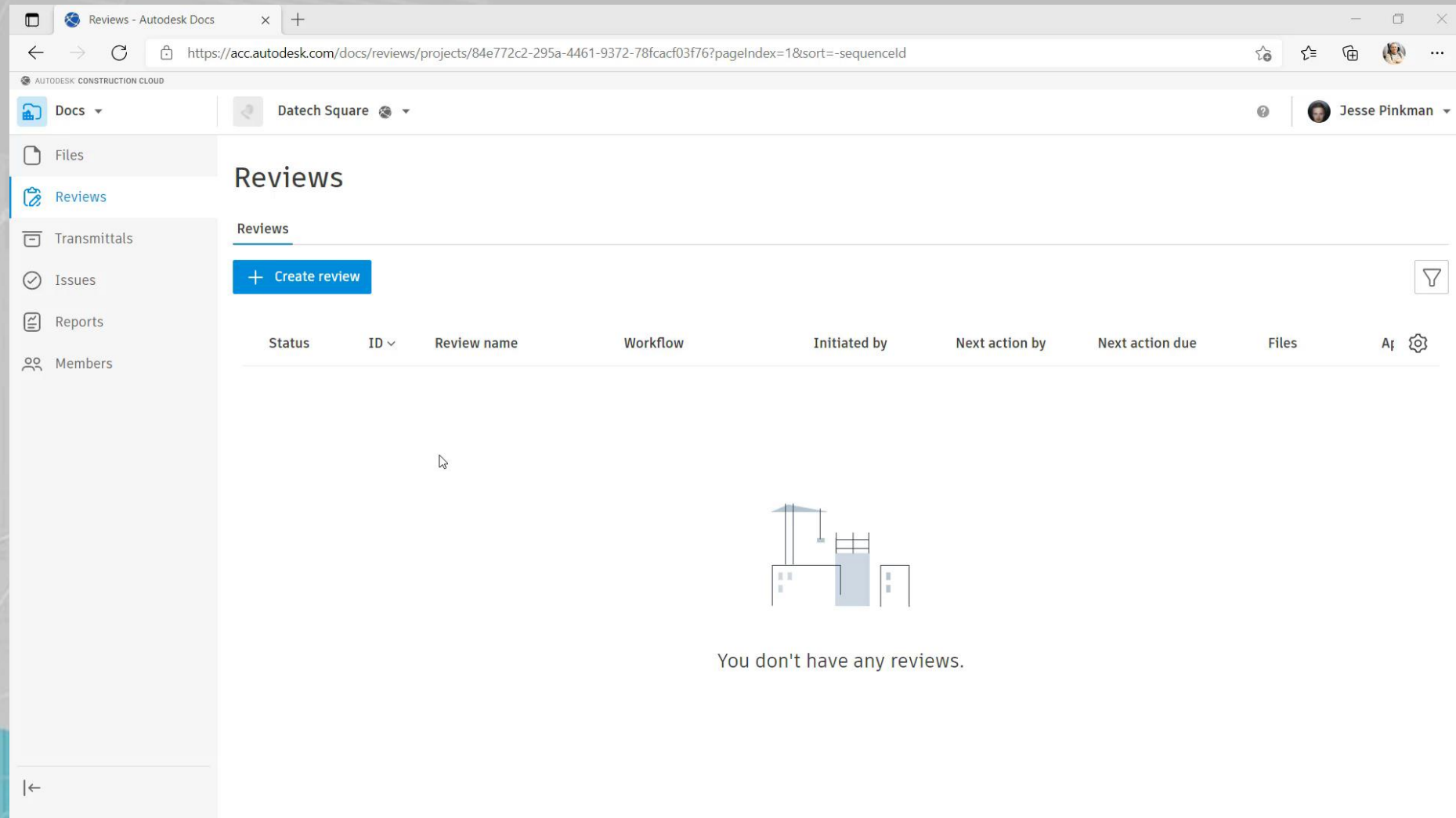
Due date: Jan 15, 2021

Location: Elevator #4, Level 2

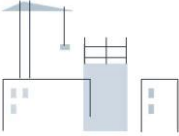
Root cause: Safety > Material - Material component failure

# Document Review & Approval

Reduce manual efforts, and automate the review of drawings, models, and documents before publishing and sharing

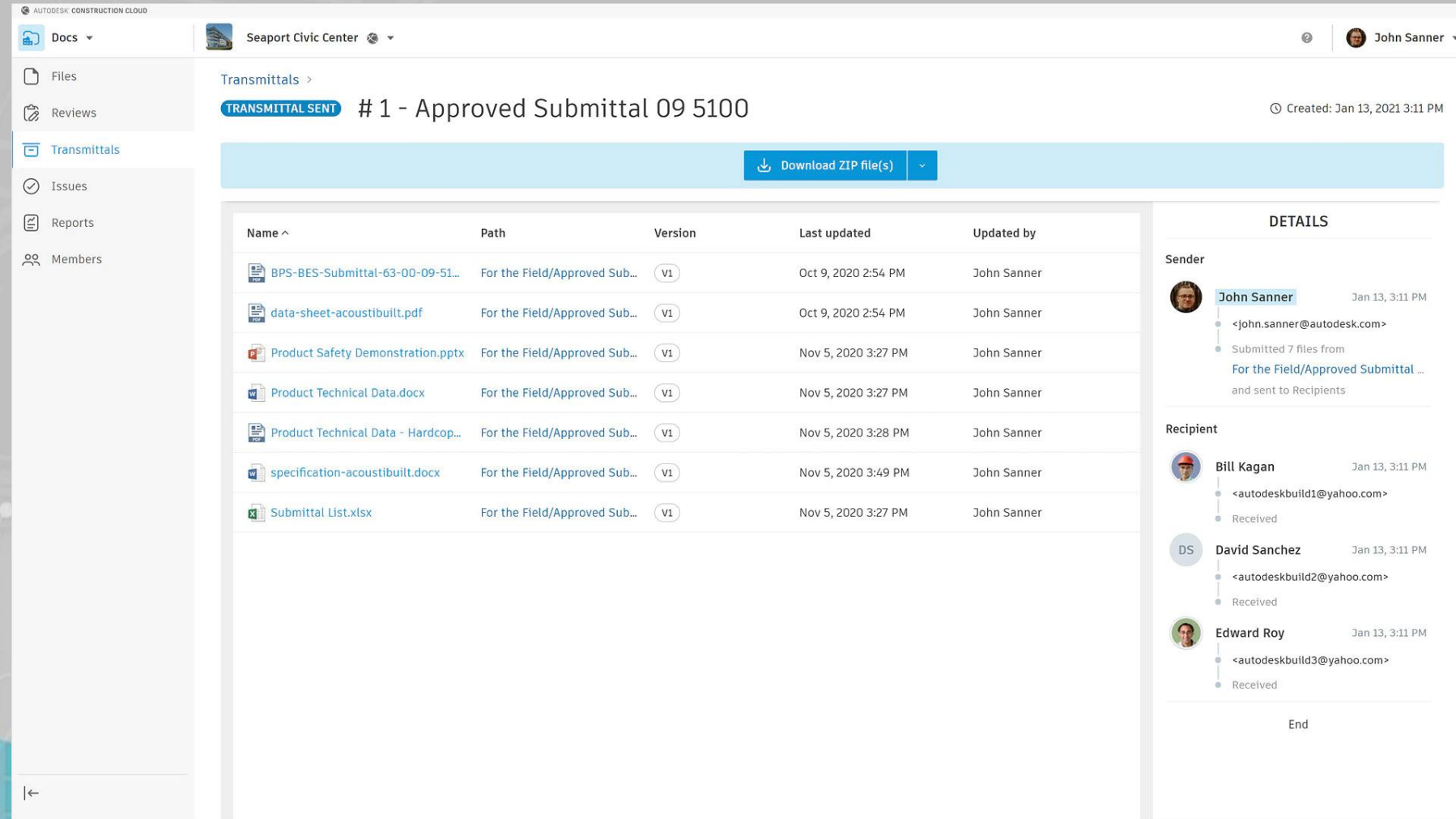


The screenshot shows the Autodesk Construction Cloud interface for document reviews. The browser address bar shows the URL: <https://acc.autodesk.com/docs/reviews/projects/84e772c2-295a-4461-9372-78fcac03f76?pageIndex=1&sort=-sequenceId>. The user is logged in as Jesse Pinkman. The left sidebar contains navigation options: Docs, Files, Reviews (selected), Transmittals, Issues, Reports, and Members. The main content area is titled "Reviews" and features a "+ Create review" button. Below this is a table with the following columns: Status, ID, Review name, Workflow, Initiated by, Next action by, Next action due, Files, and Actions. The table is currently empty, and a message at the bottom states "You don't have any reviews." accompanied by a construction site icon.

Status	ID	Review name	Workflow	Initiated by	Next action by	Next action due	Files	Actions
 <p>You don't have any reviews.</p>								

# Transmittal Creating and Tracking

Easily create and share transmittals with project teams and track with a full audit trail.



**Autodesk Construction Cloud** | Seaport Civic Center | John Sanner

**Transmittals** > **TRANSMITTAL SENT** # 1 - Approved Submittal 09 5100 | Created: Jan 13, 2021 3:11 PM

[Download ZIP file\(s\)](#)

Name	Path	Version	Last updated	Updated by
BPS-BES-Submittal-63-00-09-51...	For the Field/Approved Sub...	V1	Oct 9, 2020 2:54 PM	John Sanner
data-sheet-acoustibuilt.pdf	For the Field/Approved Sub...	V1	Oct 9, 2020 2:54 PM	John Sanner
Product Safety Demonstration.pptx	For the Field/Approved Sub...	V1	Nov 5, 2020 3:27 PM	John Sanner
Product Technical Data.docx	For the Field/Approved Sub...	V1	Nov 5, 2020 3:27 PM	John Sanner
Product Technical Data - Hardcop...	For the Field/Approved Sub...	V1	Nov 5, 2020 3:28 PM	John Sanner
specification-acoustibuilt.docx	For the Field/Approved Sub...	V1	Nov 5, 2020 3:49 PM	John Sanner
Submittal List.xlsx	For the Field/Approved Sub...	V1	Nov 5, 2020 3:27 PM	John Sanner

**DETAILS**

**Sender**

- John Sanner** Jan 13, 3:11 PM  
 <john.sanner@autodesk.com>  
 Submitted 7 files from **For the Field/Approved Submittal ...** and sent to Recipients

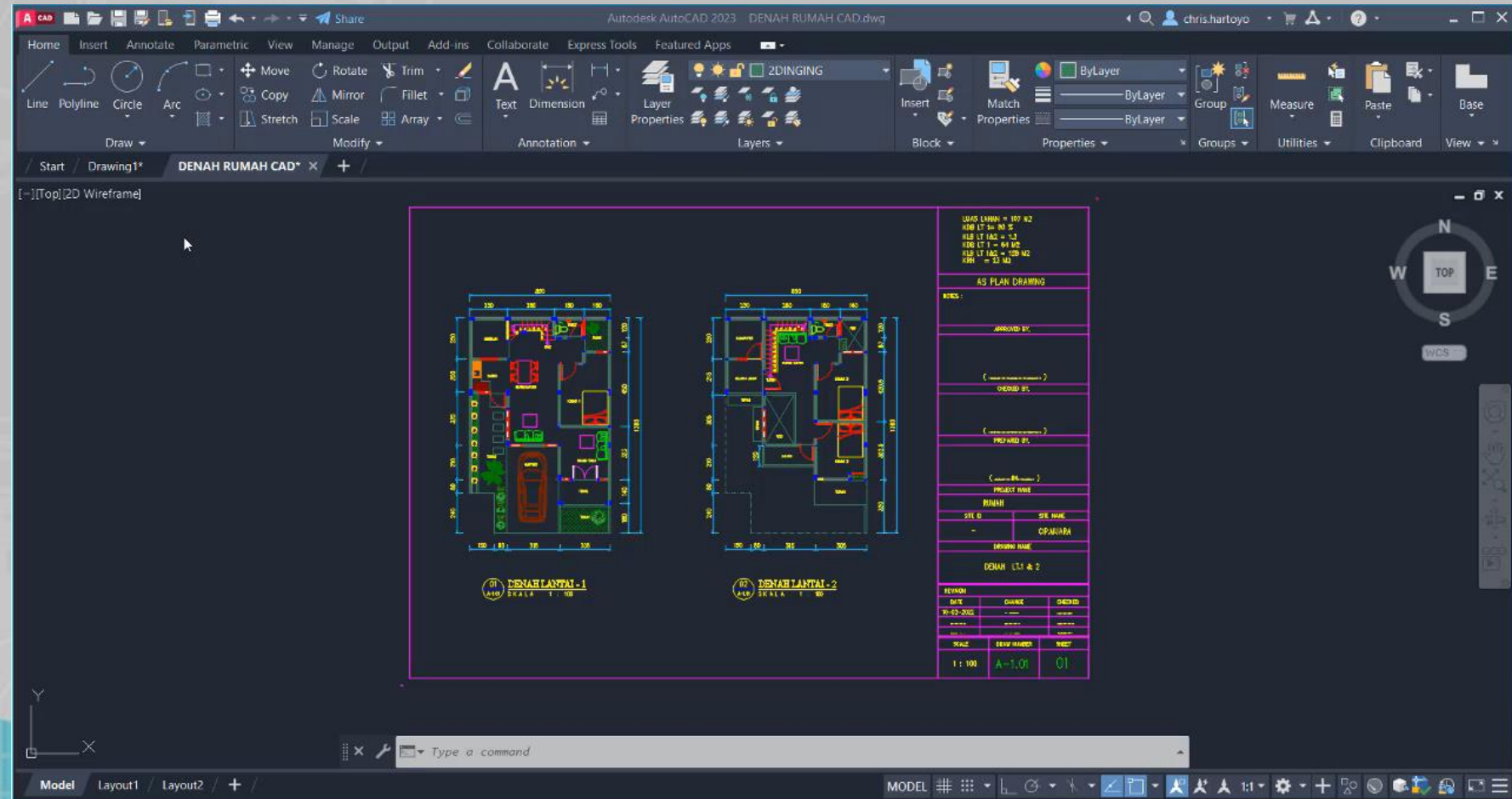
**Recipient**

- Bill Kagan** Jan 13, 3:11 PM  
 <autodeskbuild1@yahoo.com>  
 Received
- David Sanchez** Jan 13, 3:11 PM  
 <autodeskbuild2@yahoo.com>  
 Received
- Edward Roy** Jan 13, 3:11 PM  
 <autodeskbuild3@yahoo.com>  
 Received

End

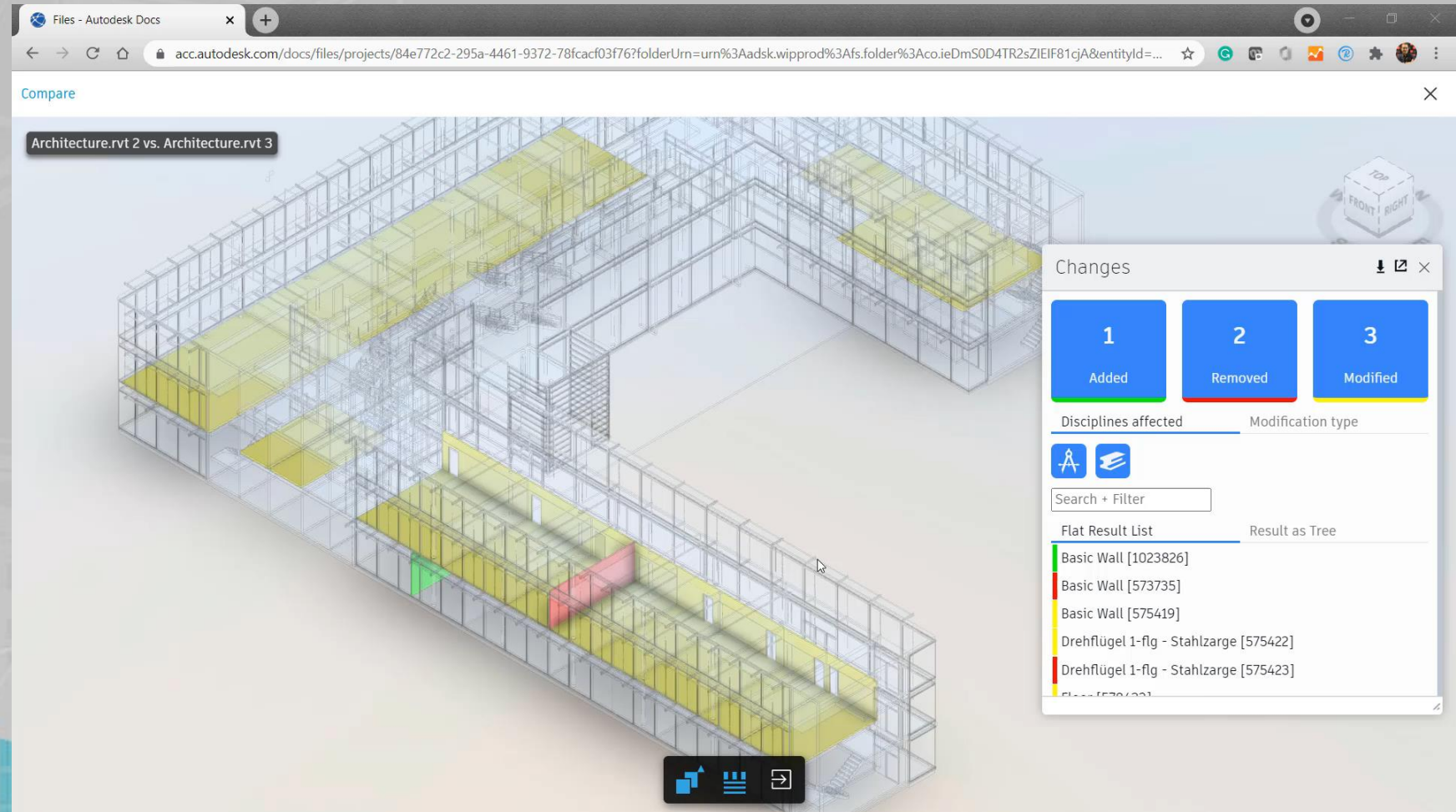
# Document Versioning

Keep everyone on the same page with reliable version control



# Version Compare

- Automated version control
- Clearly compare versions side by side
- Color differentiation and slider tools





# Force Naming Standard

The naming standard is built on the foundation of the ISO 19650 series of standards, and we can customize it.

**Customize Default - ISO 19650** Cancel [Save and apply](#)

Preview: XXXXXX-XXX-ZZ-ZZ-AF-A-#####

**Naming convention** Delimiter

Project	Originator	Volume/System	Level/Location	Type	Role	Number	<a href="#">+ Add</a>
Attribute details <a href="#">Edit</a>							
Name: Type		Default - ISO 19650					
Description: Unspecified		Document attributes <a href="#">Customize</a>					
Type: Drop-down list		Naming convention <span style="float: right;">Preview: XXXXXX-XXX-ZZ-ZZ-AF-A-#####</span>					
Code							
AF							

## Standar Penamaan File

Penamaan file ini disesuaikan dengan kode aset dengan database PUPR yang meliputi semua Unit Organisasi.

Tabel.16 Daftar kode aset

Proyek	Disciplin/Ori ginator	Volume / Zone	Level / lokasi	File Type	Disiplin	Nomor

## Kegiatan dalam Autodesk Docs:

- Menyimpan, berbagi, dan membuka model CAD/BIM (dwg, rvt, ifc, pdf, dll) tanpa memerlukan aplikasi.
- Mempelajari, memeriksa, mengukur model 2D/3D secara online.
- Membuat catatan (mark up) pada model 3D maupun gambar 2D secara digital
- Membuat dan menyampaikan masalah (issue) seputar desain ke stakeholder lain.
- Mengajukan dokumen, gambar, untuk di periksa (review), dan persetujuan (approval) secara digital.
- Membuat standarisasi penamaan file

## Keuntungan menggunakan Autodesk Docs:

- Data berada di tangan yang tepat sesuai kebutuhan member.
- Data yang diterima up-to-date secara real time.
- Dapat mengakses data kapanpun dan dimanapun.
- Mempercepat proses koordinasi.
- Tersimpan semua history data untuk keperluan audit.

# TERIMA KASIH



#### Specialization

Product Design &  
Manufacturing  
Government  
Architecture, Engineering &  
Construction

#### Value Added Services

Authorized Training Center  
Authorized Certification  
Center

